

1-phase filters FN 2030

General purpose EMI filter with high attenuation performance

SCHAFFNER

energy efficiency and reliability



- Rated currents from 1 to 30A
- High performance filter attenuation
- High differential-mode attenuation
- Optional medical versions (B type)
- Optional safety versions (A type)
- Optional overvoltage protection (Z type)

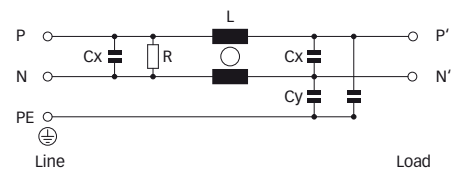
Approvals



Technical specifications

Maximum continuous operating voltage:	250VAC, 50/60Hz
Operating frequency:	dc to 400Hz
Rated currents:	1 to 30A @ 40°C max.
High potential test voltage:	P → E 2000VAC for 2 sec (standard types) P → E 2500VAC for 2 sec (B types) P → N 1100VDC for 2 sec
Temperature range (operation and storage):	-25°C to +100°C (25/100/21)
Design corresponding to:	UL 1283, CSA 22.2 No. 8 1986, IEC/EN 60939
Flammability corresponding to:	UL 94V-2 or better
Surge pulse protection (optional):	2kV, IEC 61000-4-5
MTBF @ 40°C/230V (Mil-HB-217F):	2,200,000 hours (1 to 10A types) 1,200,000 hours (12 to 30A types)

Typical electrical schematic



Features and benefits

- FN 2030 filters are designed for easy and fast chassis mounting.
- The FN 2030 filters are also available as B versions with no Y-capacitors for medical applications as well as A versions with low capacitance for safety critical applications with a requirement for low leakage currents.
- All filters provide an exceptional conducted attenuation performance, based on chokes with high permeable core material and excellent thermal behavior.
- The higher inductivity versus amperage offers increased attenuation performance with same form factor compared to FN 2010 and FN 2020 filter series.
- All FN 2030 filters can be delivered with optional surge pulse protection.
- FN 2030 filters are also available as two-stage filters (FN 2090 series) for very noisy environment.
- Various terminal options allow you to select the desired connection style.

Typical applications

- Electrical and electronic equipment
- Consumer goods
- Household equipment
- Medical equipment
- Electronic data processing equipment
- Office automation and datacom equipment
- Various noisy applications requiring high filter performance

Filter selection table

Filter*	Rated current @ 40°C (25°C)	Leakage current** @ 230VAC/50Hz	Inductance L	Capacitance Cx Cy		Resistance R	Input/Output connections			Weight
	[A]	[mA]	[mH]	[µF]	[nF]	[kΩ]				[g]
FN 2030-1-..	1 (1.1)	0.34	20	0.22	2.2	1000	-06	-07		58
FN 2030-3-..	3 (3.4)	0.52	14	0.33	3.3	1000	-06	-07		87
FN 2030-4-..	4 (4.5)	0.52	14	0.33	3.3	1000	-06	-07		92
FN 2030-6-..	6 (6.7)	0.73	8	0.47	4.7	680	-06	-07		100
FN 2030-8-..	8 (8.9)	0.73	8	0.47	4.7	680	-06	-07		170
FN 2030-10-..	10 (11.2)	0.73	8	0.47	4.7	680	-06	-07		196
FN 2030-12-..	12 (13.4)	0.87	4	1.0	10	330	-06	-07		185
FN 2030-16-..	16 (17.9)	0.87	4	1.0	10	330	-06	-07		225
FN 2030-20-..	20 (22.4)	0.87	4	1.0	10	330	-06		-08	285
FN 2030-30-08	30 (33.5)	0.87	2	1.0	10	330			-08	326
FN 2030A-1-..	1 (1.1)	0.04	20	0.22	0.47	1000	-06	-07		58
FN 2030A-3-..	3 (3.4)	0.04	14	0.33	0.47	1000	-06	-07		87
FN 2030A-4-..	4 (4.5)	0.04	14	0.33	0.47	1000	-06	-07		92
FN 2030A-6-..	6 (6.7)	0.04	8	0.47	0.47	680	-06	-07		100
FN 2030A-8-..	8 (8.9)	0.04	8	0.47	0.47	680	-06	-07		170
FN 2030A-10-..	10 (11.2)	0.04	8	0.47	0.47	680	-06	-07		196
FN 2030A-12-..	12 (13.4)	0.04	4	1.0	0.47	330	-06	-07		185
FN 2030A-16-..	16 (17.9)	0.04	4	1.0	0.47	330	-06	-07		225
FN 2030A-20-..	20 (22.4)	0.04	4	1.0	0.47	330	-06		-08	285
FN 2030A-30-08	30 (33.5)	0.04	2	1.0	0.47	330			-08	326
FN 2030B-1-..	1 (1.1)	0.002	20	0.22		1000	-06	-07		58
FN 2030B-3-..	3 (3.4)	0.002	14	0.33		1000	-06	-07		87
FN 2030B-4-..	4 (4.5)	0.002	14	0.33		1000	-06	-07		92
FN 2030B-6-..	6 (6.7)	0.002	8	0.47		680	-06	-07		100
FN 2030B-8-..	8 (8.9)	0.002	8	0.47		680	-06	-07		170
FN 2030B-10-..	10 (11.2)	0.002	8	0.47		680	-06	-07		196
FN 2030B-12-..	12 (13.4)	0.002	4	1.0		330	-06	-07		185
FN 2030B-16-..	16 (17.9)	0.002	4	1.0		330	-06	-07		225
FN 2030B-20-..	20 (22.4)	0.002	4	1.0		330	-06		-08	285
FN 2030B-30-08	30 (33.5)	0.002	2	1.0		330			-08	326

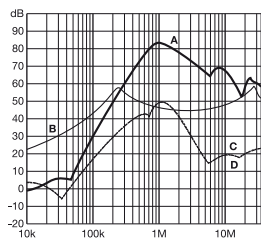
* To compile a complete part number, please replace the -.. with the required I/O connection style. For surge pulse protection, please add Z (e.g. FN 2030Z-10-06, FN 2030BZ-20-08).

** Maximum leakage under normal operating conditions. Note: if the neutral line is interrupted, worst case leakage could reach twice this level.

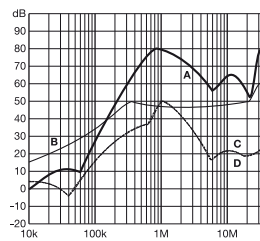
Typical filter attenuation

Per CISPR 17; A = 50Ω/50Ω sym; B = 50Ω/50Ω asym; C = 0.1Ω/100Ω sym; D = 100Ω/0.1Ω sym

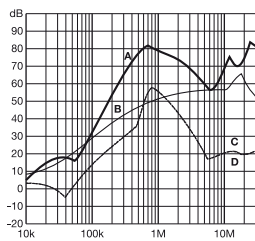
1 to 4A types



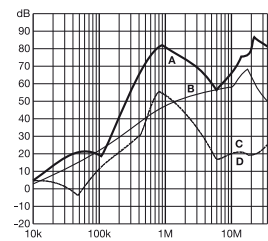
6 to 10A types



12 to 20A types

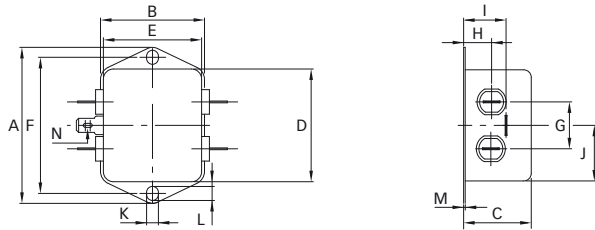


30A types

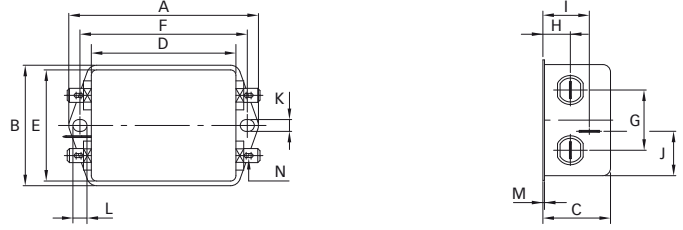


Mechanical data

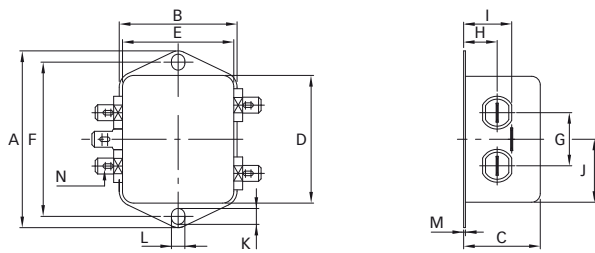
Connection style -06, 1A types



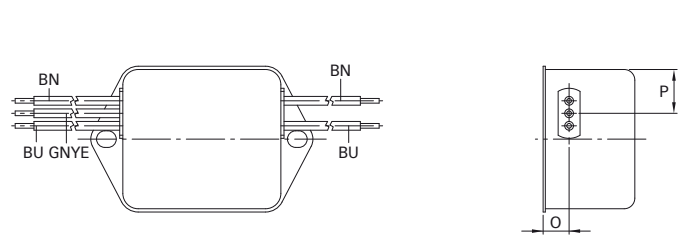
Connection style -06, 8 to 20A types



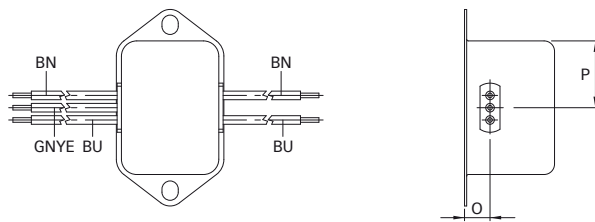
Connection style -06, 3 to 6A types



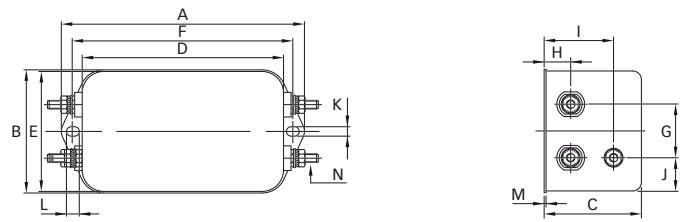
Connection style -07, 8 to 16A types (same dimensions as style -06)



Connection style -07, 1 to 6A types (same dimensions as style -06)



Connection style -08, 20 and 30A types



Dimensions

	1A	3A	4A	6A	8A	10A	12A	16A	20A	30A	Tolerances
A	64	71	71	71	85	85	85	85	85	85	±0.5
B	35	46.6	46.6	46.6	54	54	54	54	54	54	±0.5
C	24.3	22.3	22.3	22.3	30.3	30.3	30.3	40.3	40.3	40.3	±0.5
D	43.5	50.5	50.5	50.5	64.8	64.8	64.8	64.8	64.8	64.8	±0.5
E	32.5	44.5	44.5	44.5	49.8	49.8	49.8	49.8	49.8	49.8	±0.5
F	54	61	61	61	75	75	75	75	75	75	±0.3
G	21	21	21	21	27	27	27	27	27	27	±0.2
H	9.3	10.8	10.8	10.8	12.3	12.3	12.3	12.3	12.3	12.3	±0.5
I	15.3	16.8	16.8	16.8	20.8	20.8	20.8	29.8	29.8	29.8	±0.5
J	21.8	25.25	25.25	25.25	19.9	19.9	19.9	11.4	11.4	11.4	±0.5
K	5.3	5.3	5.3	5.3	5.3	5.3	5.3	5.3	5.3	5.3	
L	6.3	6.3	6.3	6.3	6.3	6.3	6.3	6.3	6.3	6.3	
M	0.7	0.7	0.7	0.7	0.7	0.7	0.7	0.7	0.7	0.7	

Connection style -06

N	6.3 x 0.8	6.3 x 0.8	6.3 x 0.8	6.3 x 0.8	6.3 x 0.8	6.3 x 0.8	6.3 x 0.8	6.3 x 0.8	6.3 x 0.8	6.3 x 0.8	
---	-----------	-----------	-----------	-----------	-----------	-----------	-----------	-----------	-----------	-----------	--

Connection style -07

O	8.3	8.3	8.3	8.3	8.3	8.3	8.3	8.3			±0.5
---	-----	-----	-----	-----	-----	-----	-----	-----	--	--	------

P	21.8	14	14	14	14.9	14.9	14.9	14.9			±0.5
---	------	----	----	----	------	------	------	------	--	--	------

AWG type wire	AWG 20	AWG 20	AWG 20	AWG 18	AWG 18	AWG 18	AWG 16	AWG 16			
---------------	--------	--------	--------	--------	--------	--------	--------	--------	--	--	--

Wire length*	140	140	140	140	140	140	140	140			
--------------	-----	-----	-----	-----	-----	-----	-----	-----	--	--	--

Connection style -08

N									M4	M4	
---	--	--	--	--	--	--	--	--	----	----	--

All dimensions in mm; 1 inch = 25.4mm

Tolerances according: ISO 2768-m / EN 22768-m

* Other cable length or additional wire connector on request.

Your local partner: To find your local partner within Schaffner's global network, please go to www.schaffner.com